

OBJECT

DESCRIPTION OF TEXTURE

---

---

---

---

---

---

---

---

---

---



---

---

---

---

---

---

---

---

---

---

Assignment 2. What do you see when you step outside your learning center (outdoors) and look around?

OBJECT

DESCRIPTION OF TEXTURE

---

---

---

---

---

---

---

---

---

---



---

---

---

---

---

---

---

---


---

---


I. TEXTURE: USING DIFFERENT MEDIA

There are many ways to show a variety of textures. You may use pencil, pen and ink, brush and ink, a sponge and tempera, terry cloth and tempera, sponge and ink, or terry cloth and ink. There are also many different ways to use each of these media. Some examples follow.

PENCIL TEXTURES




Feathers



Shingles



Tile Roof



Woven Fence




Board Siding




Grasses in a Field

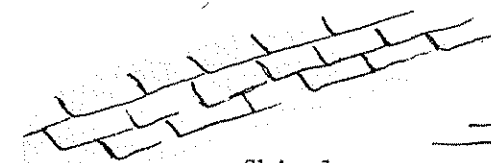
PEN AND INK TEXTURES



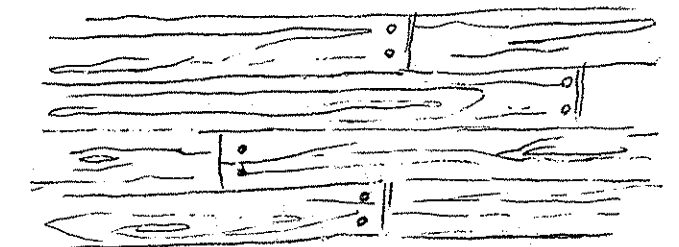
Feathers




Tile Roof



Shingles



Board Siding




Woven Fence

SPONGE AND INK (OR TEMPERA)



Pat on Paper



Curved Dragging Motion  
(almost dry)



Repeated Strokes



Circular Motion


TERRY CLOTH AND INK (OR TEMPERA)



Pat on Paper



Drag in Curving Motion



Drag



Circular Strokes

BRUSH AND INK (OR TEMPERA)--SMALL BRUSH




Repeated Lines




Repeated Dots--  
Tip of Brush



Side of Brush



Side of Brush Placed on Paper  
Then Rolled



Side of Brush Stroke



Varied Width Lines

Assignment 3. Choose two textures for each media illustrated on the preceding pages.  
If you prefer some other texture that is not shown, you may use it.

Upon completion of Assignments 1-3, ask your supervisor to check your work and initial: \_\_\_\_\_

## II. TEXTURE IN NATURE

You have listed a group of textures found in your learning center and another group of things outdoors. In the next few illustrations, you will see a few of the ways you can show different textures in nature.

BRUSH AND INK



BRUSH AND INK

